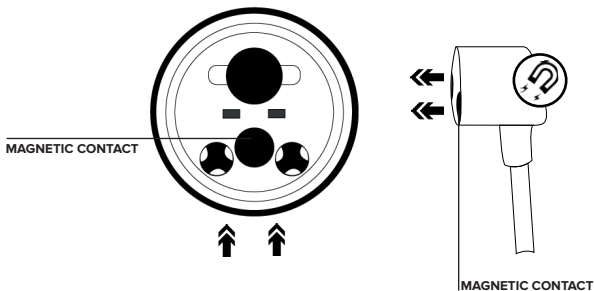


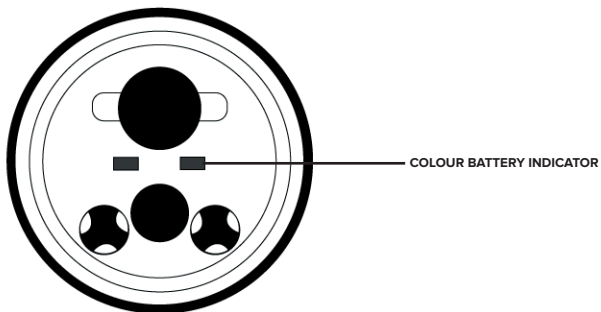
**CHARGING**

Charge your light fully before first use

1. Connect magnetic cable to powered USB port.
2. Attach the end of you torch to the magnetic USB cable.



2. The bi-colour LED battery indicator (see graphic) will flash green whilst charging.
3. When the battery is fully charged the LED will turn solid green.
4. Charge time 3.5 hours from a 1500mA power source (up to 6 hours from a 500mA source).



## LIGHT OPERATION

LIGHT OPERATION	ACTION
SWITCH ON	DOUBLE PRESS THE BUTTON
CHANGE MODE	SINGLE PRESS THE BUTTON
SWITCH OFF	PRESS AND HOLD THE BUTTON FOR 1 SECOND
FLASH	FROM ON PRESS AND HOLD THE BUTTON FOR 4 SECONDS
SOS	FROM ON PRESS AND HOLD THE BUTTON FOR 6 SECONDS

## BATTERY FEEDBACK

The bi-colour battery indicator is located on the power pack. It will indicate the remaining battery percentage whilst the light is in use and for 5 seconds after the light has been switched off.

BI-COLOUR BATTERY INDICATOR	BATTERY %
GREEN	100 - 85
GREEN PULSE	85 - 70
AMBER	70 - 55
AMBER PULSE	55 - 40
RED	40 - 25
RED PULSE	25 - 10
RED FLASH	10 - EMPTY

To view the battery status from OFF, press the button once, the front white LED will flash according to the battery status.

FLASH	BATTERY %
****	100-75
***	75-50
**	50-25
*	25-10
NO FLASH	10-0

## LOW VOLTAGE FLASH

When your light's battery runs below 10% the front white light will triple flash **once**.


## OPTIMISED MODE SELECTOR (OMS)

OMS allows you to select the burn time combination tailored to your needs. Burn time and lumen output are directly proportional, if you double the burn time, you halve the lumen output.

MARK 1					
PGM	HIGH	MEDIUM	LOW	FLASH	SOS
1	1.5 hrs	6 hrs	12 hrs	30 hrs	9 hrs
2	3 hrs	18 hrs	36 hrs	30 hrs	9 hrs
3	1.5 hrs	-	12 hrs	30 hrs	9 hrs
4	12 hrs	-	48 hrs	30 hrs	9 hrs

TO SELECT A PROGRAM	FROM OFF PRESS AND HOLD THE BUTTON, THE LIGHT WILL EMIT A SET OF FLASHES. THE BI-COLOUR LED AND WHITE LED WILL THEN FLASH AT REGULAR INTERVALS
PROGRAM 1	RELEASE AFTER THE FIRST FLASH
PROGRAM 2	RELEASE AFTER THE SECOND FLASH
PROGRAM 3	RELEASE AFTER THE THIRD FLASH
PROGRAM 4	RELEASE AFTER THE FOURTH FLASH

## WARNING

 This Torch is a very powerful lighting system, please take care when operating. Do not look directly into the light or shine directly at others.

Simply Scuba Ltd. accept no liability for any injuries or other damages arising from the use of their product in any circumstances.

**NOTE:** Patents apply.

## WARRANTY & SERVICE

***Please do not send any products back to us without contacting our service team first to discuss your issue and for a valid returns number.***

All our lights come with a 2 year warranty.

If you have a servicing or technical question you can contact us using the information below. If you return your light for repair, no work will be carried out until you have been contacted with the cost for the repair.

+44 (0) 844 567 7073

hello@simplyscuba.com

